

# Contents

Driving Posture and Vision .....	1
Seat Belt .....	5
Safety Restraint System (SRS) .....	7
Child Safety .....	11
Brake Assist System.....	13
Electric Power Steering .....	18
Panoramic Parking System .....	19
Essentials for Getting on and off the Car.....	20
Precautions before Starting .....	22
Precautions for Driving .....	23
Precautions for Parking .....	25
Precautions for Various Road Conditions.....	26
Precautions for All Weather .....	29
Other Precautions .....	30
Daily Check .....	33
FAQ .....	37

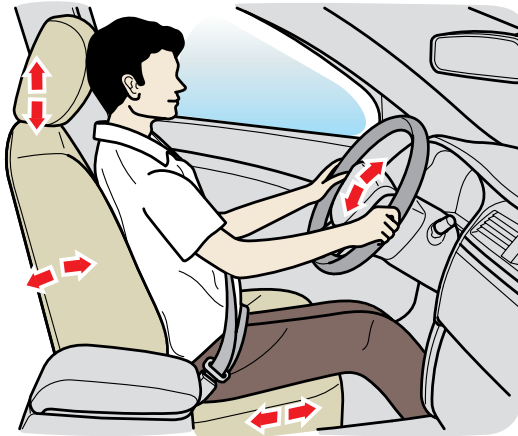


# Driving Posture and Vision

## Correct Driving Posture

Correct driving position has a direct influence on driving safety and fatigue.

Correct driving posture can enable the driver to operate the vehicle naturally, which is conducive to driving safety.



**For the safety of drive, to reduce the risk of accidental injuries and deaths, the driver is recommended to do the following operation:**

- Sit up straight and adjust the seat backrest to proper position, so that your back can fully contact with the seat backrest.
- Adjust the driver's seat, so that you can effectively operate all pedals with legs bent slightly.
- Adjust the seat head rest, so that the central back side of head can just rest on the center of head rest.
- Adjust steering wheel to ensure that the distance between steering wheel and your chest should not be less than 25cm.
- Wear the seat belt correctly.

# Driving Posture and Vision



Don't leave too large clearance between your back and the seat backrest!



Don't tilt the seat backward too much!

Correct driving posture can not only relieve driver's fatigue but also give a full play to seat belt and airbag for protection when a traffic accident occurs.

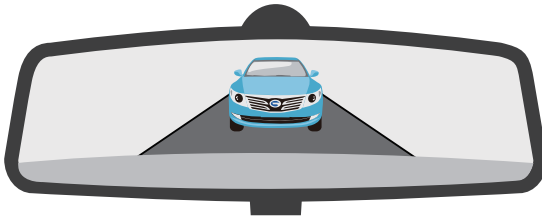
# Driving Posture and Vision

## Rear-View Mirror

The rear-view mirror should be adjusted to appropriate angle for driving safety.

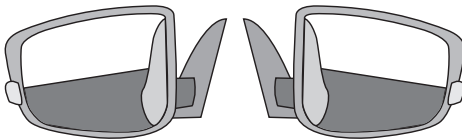
### Interior Rear-view Mirror

The traffic condition behind the vehicle can be observed through the interior rear-view mirror. Otherwise, it is not conducive to driving safety.



### Exterior Rear-View Mirror

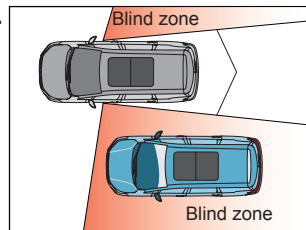
The exterior rear-view mirror can help you to confirm the conditions around the vehicle.



Adjust the angle of mirror to ensure that you can see the side of car through mirror and also you can see the ground line in the center of mirror.

### Blind zone of exterior rear-view mirror:

The exterior rear-view mirror involves the blind zone. Therefore, when changing the lane or turning, the driver should carefully observe the traffic condition in the blind zone of the exterior rear-view mirror.




# Driving Posture and Vision

## Visual blind zone

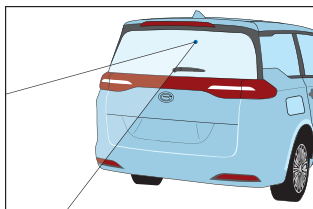
Different driving posture will lead to different blind zone. Please keep correct driving posture to confirm the range of blind zone.

The range of vision blind zone varies from vehicle models. Please don't drive into the blind zone of other cars during driving.



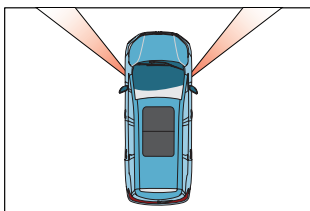
### Front blind zone

The front blind zone ranges from the ground to engine hood or doors. When the vehicle is parked, attention must be paid to check whether there are road curbs or other obstacles in the front blind zone.



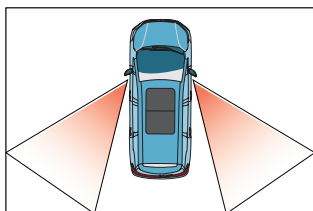
### Rear blind zone

The rear blind zone ranges from the rear windshield to the ground. When reversing, the driver should make sure that there is no child or potential hazard in the rear blind zone.



### Pillar blind zone

The pillar blind zone refers to a vision area which is shaded by pillar. This blind zone can be eliminated by merely adjusting the vehicle head direction repeatedly.



### Rear-view mirror blind zone

The rear-view mirror blind zone covers the front, side and further area in the back. Therefore, when changing the lane or turning, the driver should carefully observe the traffic condition in the blind zone of the exterior rear-view mirror.

Wear seat belt correctly is a basic requirement for safe driving. When the vehicle has a serious collision and the trigger condition is reached, the seat belt pretensioner will be triggered to fasten the seat belt and restrict the driver and passengers in proper positions, so as to reduce the inertia of forward motion, prevent the driver and passengers from being ejected out of the vehicle, and minimize injury due to impact.

When the car has a front impact at a low speed, it can reduce movement trend of driver and passengers.



### **Movement without seat belt**

In case of frontal collision of the vehicle, even if the speed is low, you can't protect yourself simply with both hands.



### **Movement with seat belt**

When the car has a front impact, seat belt can firmly fix the driver and passengers and provide effective protection.

When the car has a front impact at a high speed, it can reduce movement trend of the driver and passengers.



### **Movement without seat belt**

In case of frontal collision of the vehicle at high speed, even if the safety restraint system functions normally, it cannot provide protection for the driver and passenger(s).



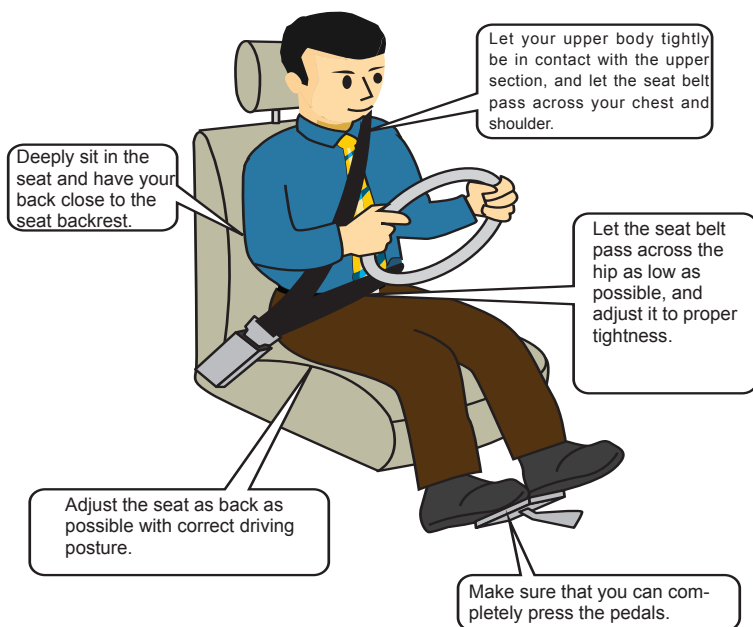
### **Movement with seat belt**

When the vehicle has a front impact at a high speed, correct wearing of seat belt can enable the driver and passengers to get effective protection from seat belt and airbag.

## **It is a must to wear the seat belt properly during driving**

For the safety of yourself and the passengers, it is a must to wear the seat belt properly during driving.

# Seat Belt



The shoulder part of seat belt must pass over the shoulder center rather on the neck. The seat belt at waist should be tightly close to pelvis. The belt should not press the stomach. The seat belt must be tied as needed.



When a pregnant woman wears seat belt, ensure that the lap belt goes across the hip as low as possible, not across the abdomen to prevent the fetus from being affected.

## Hint:

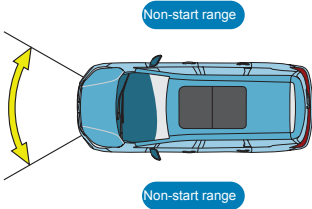
- The safety belt pretensioner together with the airbag will be triggered during high speed impact, to provide better protection.
- A triggered seat belt pretensioner will not be triggered again, and must be replaced.



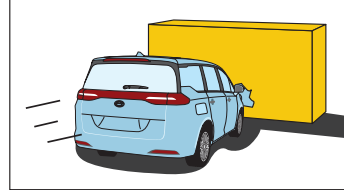
# Safety Restraint System (SRS)

When the vehicle has a severe collision and the trigger condition is reached, the airbag inflates immediately in conjunction with the seat belt to provide protection to the passengers.

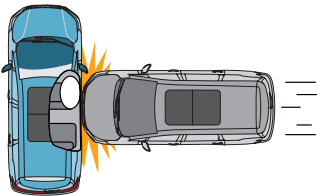
## Trigger Conditions of SRS



If the front of vehicle is impacted seriously, the front airbag and side curtain airbag will be started automatically.



The energy produced in case of collision is measured and calculated by the SRS control unit. When the trigger condition is reached, the airbag will be inflated; otherwise, the airbag will not be inflated. Therefore, even if the vehicle is damaged badly, this does not mean the airbag will start.



The side airbag and curtain will be deployed automatically during side strong impact.

**SRS is a kind of assist protective device. Please wear seat belt correctly.**

# Safety Restraint System (SRS)

## Trigger Procedure of SRS



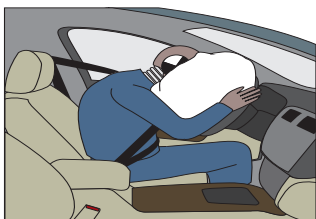
**When a vehicle has a collision, the belt will tighten your body.**

When the vehicle has a collision, the seat belt will lock and restrict your body, and the SRS will judge whether it is necessary to trigger the airbag based on the magnitude of impact force.



**SRS deploying moment**

When the SRS is triggered, seat belts will also firmly fix driver and passengers on their seats.



**SRS provides protection for driver and passengers.**

SRS helps seat belts in protecting the driver and passengers.



**SRS will shrink quickly after being triggered.**

The rapid release of air in SRS can relieve the impact to driver and passengers.

# Safety Restraint System (SRS)

## Notes on SRS



During driving, don't lean your body to steering wheel. Otherwise, when SRS is triggered, it may injure your upper body.



Don't let children kneel on the seat or stand inside the vehicle. Otherwise, when SRS is triggered, it will cause serious injury.



Do not hold child on your knee, when SRS is triggered, it may cause serious injury to the child.

# Safety Restraint System (SRS)

## Hint:

- After SRS is triggered, the airbag temperature is high. Please do not touch it.
- After SRS is triggered, you will see smoke fog. This is a kind of powder on the surface of the airbag and has no harm to human body. If the powder is in your eyes or on your skin, rinse your eyes or clean your skin with fresh water immediately.
- The airbag once triggered shall not be used again. Please replace it timely.

## The following actions will affect normal working of airbag:

- Put umbrella and other stuffs between front seat and door.
- Install seat sleeve on front seat.
- Plastic protection film of the seat is not unpacked.
- Place articles such as perfume bottle and doll on the front passenger instrument panel in the airbag deployment area.
- Replace or modify the SRS without authorization.

**The following should be noted when an infant or child rides in the vehicle:**

- Child safety seats must be used to protect children.
- Don't let children operate doors, windows, sunroof and seats.
- Activate the child safety lock to prevent children from opening doors during driving.
- Don't leave children in the car alone.

**The following is prohibited when an infant or child rides in the vehicle:**



**Hold child on your knee.**

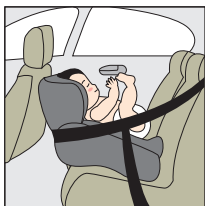
In case of vehicle collision, there is inertia of forward motion for you and your child. The infant or child may be injured as you dash forward, or the infant or child may be separated from your arms, thrown forward and injured due to severe collision.

**Share the seat belt with your child.**

When there is a collision, the seat belt deeply press the child and cause serious injury and even death.

# Child Safety

## Child Seat Classification (For Reference Only):



**Baby seat**

**Weight:** <10 kg

**Suggested age:**  
0-12 months



**Child seat**

**Weight:** 7-18 kg

**Suggested age:**  
12 months - 4-year-old



**Kid seat**

**Weight:** 15-32 kg

**Suggested age:**  
4 - 10-year-old

Don't install child seat with its back toward driving direction on the front passenger's seat.



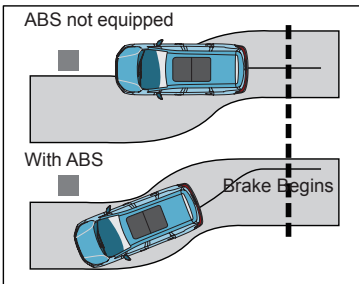
# Brake Assist System

## Anti-lock Braking System (ABS)

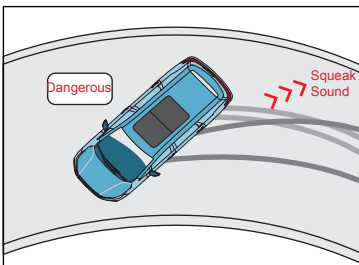
It prevents wheels from being locked and stabilizes vehicle when there is an emergent brake or brake on skidding road. It is an important part of positive safety system.

## Electric Brakeforce Distribution (EBD)

EBD is a part of ABS. When a vehicle takes normal brake, it can uniformly distribute brake force to front and rear wheels based on vehicle's loading condition. Especially on slippery road, it can improve stability and operation of the vehicle during braking.



If the front wheels are locked, the vehicle can't turn and only can slide along the braking direction.



If the rear wheels are locked, it is easy to drifting (even reach to 180° drifting under serious condition).

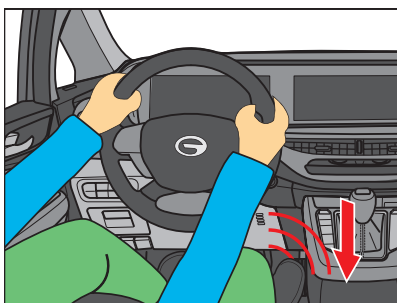
When there is an emergent brake, the brake pedal will vibrate. This is a normal working condition of ABS. At this moment, you need to continue to depress the brake pedal. Don't release the brake pedal merely because of the vibration.

# Brake Assist System

As ABS and EBD are safety assistant systems, their functions are very limit. For example, when making a brake on sand and stone road or snowy road, it will have a longer braking distance compared with braking on concrete road or dry road. Don't take it for granted that ABS and EBD can get ideal brake performance under any condition. You must adjust your vehicle speed according to the weather, road and traffic conditions. Don't take a risk to drive your vehicle just depending on limit safety functions provided by the systems.

- The ABS cannot go beyond the kinematic law. It is still dangerous for a vehicle with ABS to drive on slippery road! While driving, if the ABS is adjusting the brake pressure, immediately slow down to adapt to the road and traffic conditions.
- Improper operation or modification (such as modification of parts of braking system, or wheels and tires) may affect the functions of ABS and EBD.
- Specified size of tires must be used. If the vehicle is installed with tires in improper size or non-uniform size, normal operation of ABS may be affected.

**Under the following conditions, ABS will be activated by depressing the brake pedal. It is normal to feel vibration:**



- When shifting gears.
- During emergency braking.
- When turning at high speed.
- When driving on slippery road.
- When driving on projected or pit road.
- When making sudden start after the vehicle is started.



# Brake Assist System

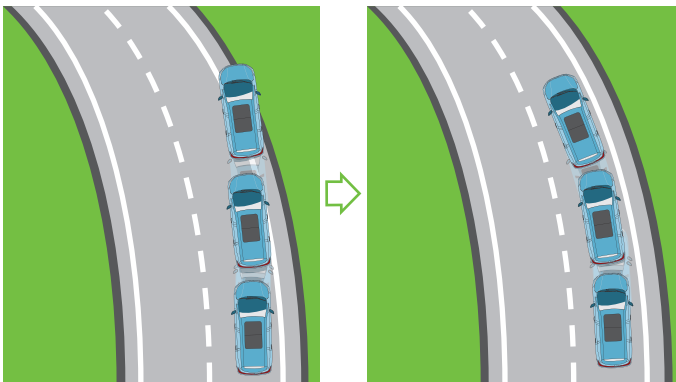
## Electronic Stability Program (ESP)

ESP confirms the driver's driving intention according to steering wheel angle and vehicle speed, and constantly compares the information with actual driving condition. If the vehicle deviates from the normal running route (e.g., side skidding), the ESP will correct it by applying a brakeforce to the appropriate wheels.

## Traction Control System (TCS)

TCS is a subsystem of ESP. It is a subsystem of ESP. It can judge whether the drive wheel is skidding according to rotation speed of drive wheel and driven wheel. When the rotation speed of drive wheel is higher than that of driven wheel, TCS anti-skidding system can prevent the rotation speed of drive wheel.

**ESP can effectively reduce the risk of vehicle sliding.**



**Vehicles without ESP**

**Vehicles with ESP**

**The ESP function can be deactivated in special circumstances.**

**For example:**

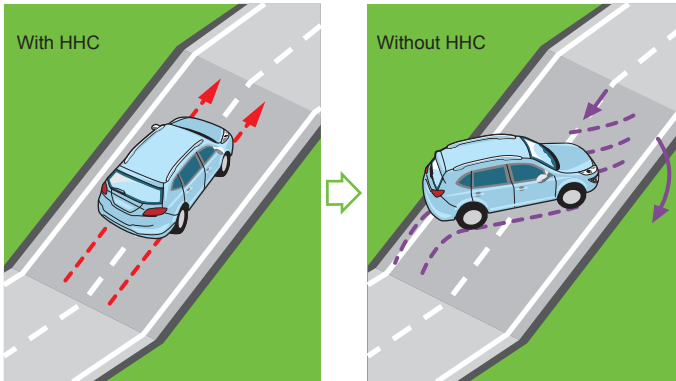
- The vehicle is running with tire chain.
- The vehicle is running on deep snowy or spongy road surfaces.
- The vehicle gets stuck (e.g., stuck in the muddy road), and needs to be moved back and forth.

**Otherwise, activate the ESP.**

# Brake Assist System

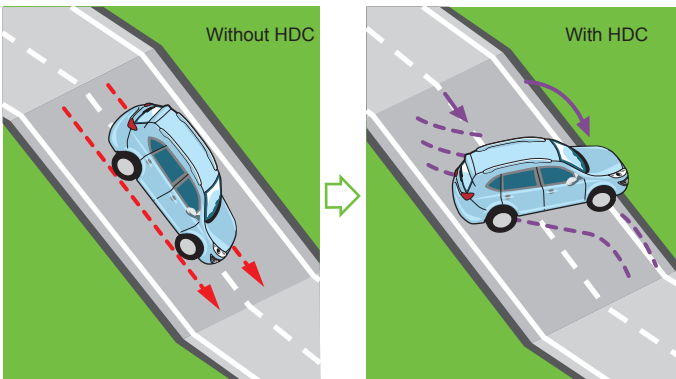
## Hill Hold Control (HHC)

HAC is a subsystem of ESP. It can avoid rolling accident when the vehicle is started on a slope without using the parking brake.



## Hill Descent Control (HDC)

HDC is a subsystem of ESP. The function of HDC is that when the car is running on a steep slope rapidly or on a slippery road, ESP will implement active brake according to the input signals such as speed, torque and gear to make the car run at a constant low speed so as to ensure the driver can drive the car downhill at a low speed safely.



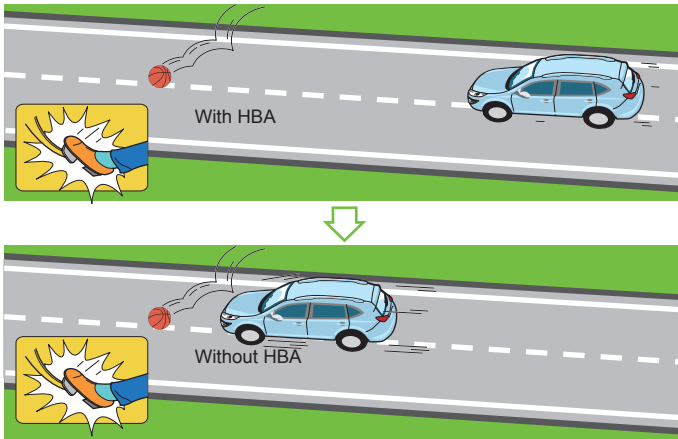
# Brake Assist System

## AUTO HOLD

AUTO HOLD will keep the vehicle static automatically according to the driver's braking needs; the braking will be released automatically when the driver is tested to have intention of starting by the system (e.g., depressing the accelerator pedal); it may ensure the convenience of vehicle starting under auto release condition based on the ramp information and make the vehicle static by supercharging actively when the braking force is insufficient.

## Hydraulic Brake Assist (HBA)

HBA will produce a braking pressure larger than that of normal braking when you depress the brake pedal quickly to gain shorter braking distance in emergency. The HBA will be deactivated automatically when the brake pedal is released, and then the braking system will return to its normal working state.




# Electric Power Steering

## Electric Power Steering (EPS) System

EPS is a power steering system directly relying on the motor to provide assist torque. It mainly consists of torque sensor, motor, decelerating mechanism and electric steering control unit (ECU).

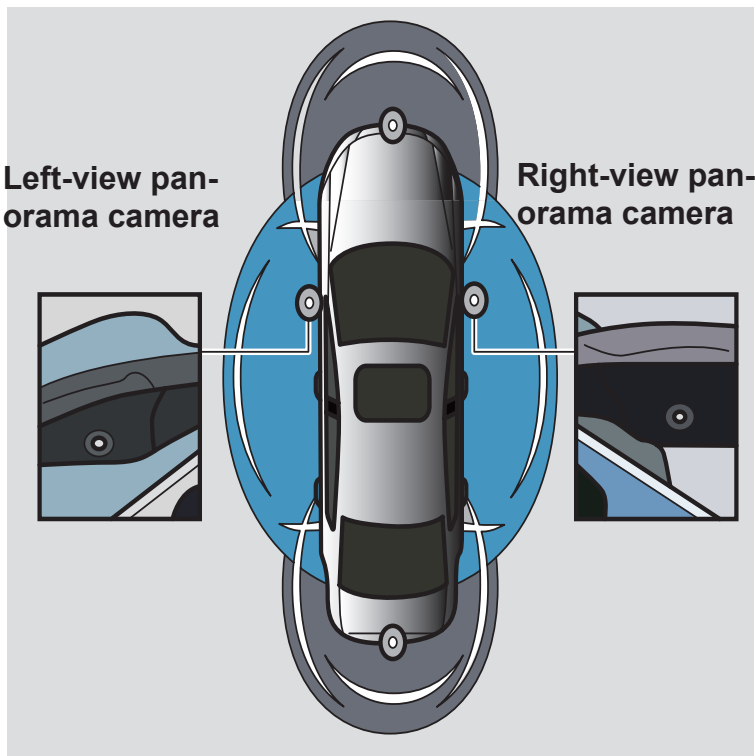
By detecting the driver's torque input and signals of whole car conditions, for example, car speed and engine speed, the ECU controls the torque output of the assist motor in real-time manner, so as to realize the best steering assist, ensure flexibility at low speed and stability at high speed, and improve driving comfort and car safety.



# Panoramic Parking System

The panoramic parking system captures images at front, rear, left and right sides of the car and merges them into a 360° aerial view, which is displayed via audio system display to provide the information of environment around the vehicle to the driver to reduce the blind spots of driving. It can also forecast the movement track of the vehicle in combination with steering wheel angle and vehicle dimensions and adding such information into the panoramic image can make the driver fully understand the traveling direction of the vehicle and judge whether the reversing is safe.

The user can switch between the aforesaid modes by touching the display screen of the audio system.



# Essentials for Getting on and off the Car

- When opening the door, check the surrounding conditions, specially the rear of the vehicle.
- When getting on in snow environment, pay attention not to let your shoes carry snow or water, to avoid sliding on pedal and cause accident.
- Adults must help children to get on or off.


## Essentials for getting on the vehicle




1. Check whether there is any vehicle coming.



2. Check again whether there is any vehicle coming when intending to open the door.




3. After confirming that there is no vehicle coming, open the door quickly, enter the vehicle, and close the door immediately.




4. Close the door when your hand is 10-20cm away from the door, and make sure that the door is closed tightly. After closing the door, confirm whether the clothes are caught in the door.

# Essentials for Getting on and off the Car


## Essentials for getting off the vehicle




1. Check whether there is any pedestrian or vehicle behind through interior and exterior rear-view mirrors.



2. After confirming that there is no pedestrian or vehicle behind, slightly open the door. After reconfirming that there is no pedestrian or vehicle behind, fully open the door.




3. After opening the door, get off quickly and close the door.



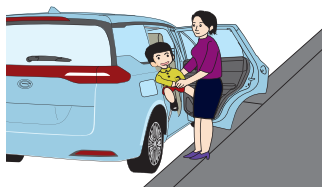
4. Close the door when your hand is 10-20cm away from the door, and make sure that the door is closed tightly. After closing the door, confirm whether the clothes are caught in the door and walk toward the rear of the vehicle.

## Essentials for child to get on and off the vehicle



1. Getting on

After making sure that the surrounding is safe, the adult open the door to let the child get on.



2. Getting off

The adult should get off first. After making sure that the surrounding is safe, the adult open the door to let the child get off.

# Precautions before Starting

## Check before starting

Before starting, you should give daily check and regular maintenance to your vehicle. If any abnormality is found (such as abnormal sound, unpleasant smell, and oil stains on the ground), please contact authorized GAC MOTOR special store in time for inspection.


## Height of luggage in vehicle

To carry luggage in vehicle, the height of your luggage should not exceed that of the seat. Otherwise, the luggage thrown forward may injure passengers in vehicle when there is an emergency brake or collision.



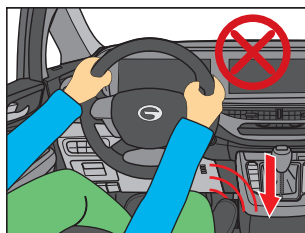
## Don't carry hazardous articles.

Do not carry inflammables and explosives in the vehicle. Otherwise, serious danger may be caused.



## Don't put anything in the footwell

Do not place anything in the driver's footwell. Otherwise, the objects will slide into pedal area and hinder the driver's operation to the pedals. When there is an emergency brake or urgent cases occur, the driver can't operate the pedals, which may cause accidents.





# Precautions for Driving

## Don't turn off the engine during driving.

Don't turn off the engine during driving. Otherwise, the vacuum booster will be disabled, leading to stiffening of the brake pedal and long braking distance and thus forming safety hazards.



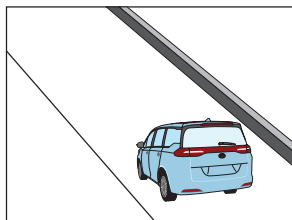
## Don't answer your mobile phone during driving.

Don't answer your mobile phone during driving, because this may affect your attention and judgment to surroundings and cause traffic accidents.



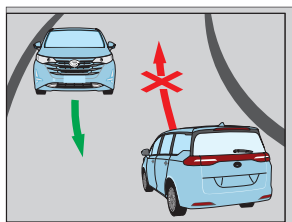
## Downhill road

If the downhill road is too long, please step on the brake pedal to lower the speed according to the driving speed. Do not let the vehicle coast in neutral position.



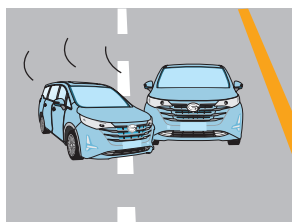
## Meeting

When meeting, please clearly identify the status of the vehicle passing you and the road condition. Properly reduce vehicle speed and select commodious and solid road for meeting. Follow the "three courtlinesses" of first give away, first lower speed and first stop.



## Overtaking

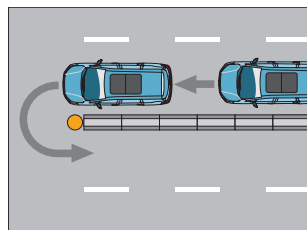
When overtaking, select wide and straight road with good field of view, and make sure that the speed does not exceed the speed limit. Do not overtake forcibly when the overtaking conditions are not satisfied.



# Precautions for Driving


## Turning around

When turning around, select flat and commodious road sections with low traffic volume to do so, provided that the safety is guaranteed and such behavior is allowed by traffic laws. Do not turn around forcibly on slopes, bridges and road sections where turning around is allowed by traffic laws.



## When side wind is strong

When you drive at tunnel entrance, on bridge and embankment or overtake heavy vehicle, the vehicle may be easily affected by the crosswind. At this moment, please firmly hold the steering wheel and reduce driving speed.




## Be dazzled by oncoming headlights

If you feel dazzled by oncoming light, reduce driving speed and avert eyes to right side to escape dazzling light, provided the front safety is guaranteed.



## About malfunction indicator light

During driving, if the indicator light on the instrument cluster is on, park the vehicle on road side immediately under safe condition and ask authorized GAC MOTOR special store whether you can continue driving.



# Precautions for Parking

## Don't park the car near inflammables and explosives.

Do not park the vehicle near inflammables and explosives such as dry grass, wood and oil tank. Otherwise, the high-temperature part of the vehicle may result in ignition or explosion of inflammables and explosives.



## Do not place inflammables and explosives in the vehicle.

When parking the vehicle in hot weather, do not place inflammables and explosives such as lighter and gas storage cylinder / tank in the vehicle. When the vehicle is parked for a long time, some inflammables and explosives may burn spontaneously or explode due to high interior temperature caused by direct sunlight.



## When leaving the car

After shutting down the engine, make sure that the parking brake is enabled. When leaving the vehicle, take the key and valuables along, and lock the door.

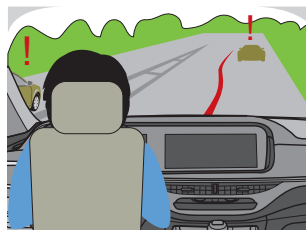


# Precautions for Various Road Conditions

When the vehicle runs, the inducing factors of traffic accident are uncertain and random. The driver should keep awake and calm. In an emergency, the driver should make response immediately, make judgment and take measures quickly to ensure driving safety.

## Driving on bustling roads

Accident may easily occur on a bustling road with more pedestrians and vehicles, and complicated traffic conditions. When driving on a bustling road, the driver should stay focused, drive carefully, concentrate on pedestrians or vehicles, and yield to the pedestrians or vehicles.



## Driving at night

When driving at night, make sure that the lights work normally. Control the speed according to visibility. When overtaking, change high-beam and low-beam lights for several times and use the horn if necessary; then drive past front cars after they give way for your car. In addition, pay attention to the safety of persons riding bicycles and pedestrians since they are easily dazzled by car lights and can't see clearly.



## Driving on mountain road

When driving on mountain road, you should offer to give way to other vehicles, drive on right side, reduce vehicle speed and whistle in advance if necessary.

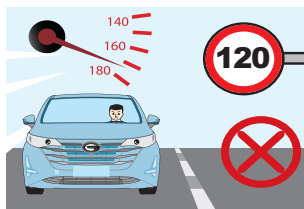


# Precautions for Various Road Conditions

## Driving on expressway

When driving on an expressway, always hold the steering wheel firmly. When changing lane or overtaking, turn the steering wheel slowly, and keep the steering angle as small as possible to prevent the vehicle from being out of balance due to fast speed, quick turning of steering wheel and large steering angle. When braking, step on the brake pedal gently. To prevent vehicle deviation, do not enable emergency braking.

When driving on an expressway, follow the traffic rules and regulations, and do not overspeed. Reduce the speed timely to keep safe distance from the front vehicle.



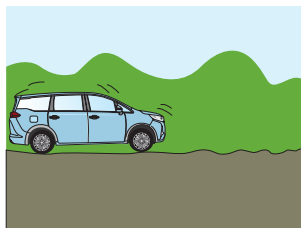
## Driving on muddy road

When driving on a muddy road, drive slowly to keep stable.



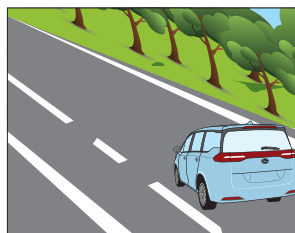
## Driving on uneven road

When driving on an uneven road, drive slowly to prevent chassis scratching.



## Driving on wide and straight road

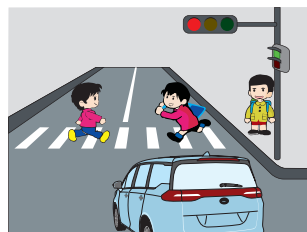
When driving on a wide and straight road with less vehicles and pedestrians, continue to focus on driving, and do not overspeed.



# Precautions for Various Road Conditions

## Driving at crossroad

As there are more pedestrians or vehicles at crossroad and traffic accident may easily occur, pay more attention while driving at crossroad. If traffic light is installed at crossroad, pass through the crossroad in accordance with the indication of the traffic light. If no traffic light is installed at crossroad, pay attention to pedestrians or vehicles, and pass through the crossroad after confirming that the safety is guarantee.



## Driving on curve road

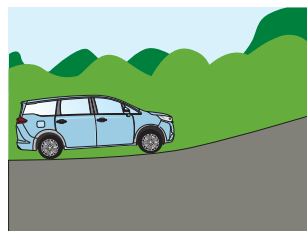
When the driver drives on a curve road at high speed and turn the steering wheel quickly, the vehicle inertia and centrifugal force will be high, leading to vehicle sliding easily, or even causing vehicle rollover. Therefore, when passing through a curve road, please reduce speed in advance, turn the steering wheel slowly and pay attention to the traffic condition ahead.



## Driving on hill road

Before going uphill, carefully check car conditions for proper brake performance and even load. Try the brake function if necessary.

Carefully check brake performance before going downhill. Do not let the vehicle coast with engine shut down or coast in neutral position. In case the brake does not work, the accelerator pedal should be released, and use the vehicle traction resistance to lower car speed. Use natural barriers as resistance to weaken car inertia so that the car stops at the barrier and is out of danger.

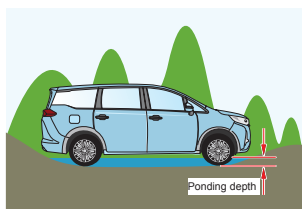



# Precautions for All Weather

## Driving on rainy days

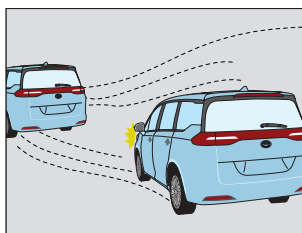
When driving, maintain low speed and keep distance from the front vehicle. In an emergency, take measures immediately. To prevent sideslip and rollover of vehicle, avoid emergency turning and emergency braking.

As driving on ponding roads, detect ponding conditions before passing. For roads with indications, ponding depth shall not be larger than the minimum clearance between the car base and the ground (refer to “Dimension” in “Car Parameters” section of the User’s Manual) Slowly pass such sections without flameout or stopping the car midway. Take a detour to avoid sections where ponding depth is unidentified.



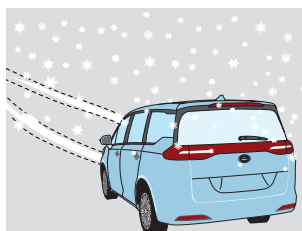
## Driving on foggy days

Because the visibility is low and vision is blurred on foggy days, it is difficult for the driver to clearly see road conditions, which causes driving hazards. Drive slowly and turn on foglights and taillights. If the fog is too thick, pull over the car and drive after the fog lifted.



## Driving on icy and snowy days

Sliding road surface and poor adhesion make the rear wheels prone to sliding without moving forward. Under such conditions, slowly start the car and drive at low and constant speed. On snowy and icy roads, the braking distance is longer. Therefore, keep sufficient distance with front vehicles. Make advanced preparation for stopping the vehicle. Neutral-position coasting is strictly forbidden. The driver may have view fatigue and be dazzled by light reflection of snow. Under such conditions, the driver must slow down and stop the car, and can only drive again until his/her vision is recovered.



# Other Precautions


## Pay attention to coolant expansion tank.

Please do not open the cover if it is still hot. Otherwise, the steam or coolant may blow out and cause serious burn.



## Pets in car

When carrying pets in car, make sure to not let them run around so that they won't disturb the driver.



## Animal rushing onto the road

To avoid startle the animal, it is better to not honk. Check traffic conditions behind the vehicle, slow down the vehicle, and make sure that no hazard is caused when giving way to animal.

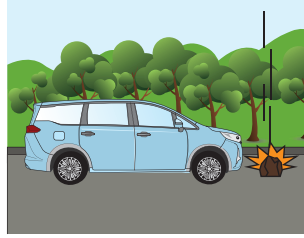




# Other Precautions

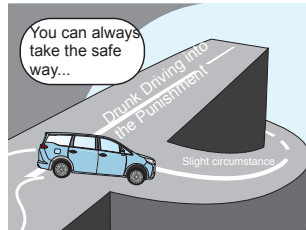
## Objects falling off the front car

If there is a safe distance with the front car, try to reduce car speed and change lane. If your car is too close to the front car and your front windshield is broken by the objects, slow down your car and contact your authorized GAC MOTOR special store.



## Do not drive after drinking.


Drunk driving is extremely dangerous. Do not drive after drinking as even a glass of wine can affect your judgment.



## Accident handling


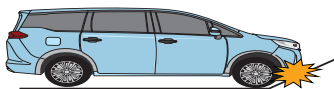
Get out of the on-fire car immediately and call “119”. Inform your authorized GAC MOTOR special store.

Caution: Liquid extinguishers are prohibited!




# Other Precautions

Pay attention to the possible damage on your car base.



Driving from flat to uphill and downhill, or from uphill and downhill to flat

Passing bumpy road section



Pulling over along road shoulders

Parking where there are blocks

## Checking of the front compartment (see the User Manual)

### Brake fluid level

In a cold car, check whether the brake fluid tank is between the upper limit "MAX" and the lower limit "MIN". Fill with brake fluid if the level is below "MIN".

### Coolant level

In a cold car, check whether the coolant level is between the upper limit "MAX" and the lower limit "MIN". Fill with coolant if the level is below "MIN".

### Battery

Visually check the accumulator (if it swells or there are cracks). Check wire connection of the accumulator whether there is corrosion or looseness.

If the accumulator is in bad condition, contact an authorized GAC MOTOR special store for troubleshooting.

### Windshield washer

Add the washer after use.

### Engine oil level

When the vehicle is in cold state, check whether the engine oil level is between the upper limit and the lower limit. Fill with engine oil if the level is below the lower limit.

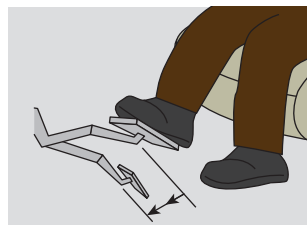
# Daily Check

## Interior check

### Checking brake pedal

Start the engine and give the brake pedal a hard press. Check the distance between pedal and floor.

If you feel like stepping on the air when stepping the pedal, there will be air or leakage in the brake system and may cause mal function of the brake. Please contact your authorized GAC MOTOR special store in time for maintenance.




### Checking electronic parking brake system

Lift the EPB button to implement electronic parking and confirm the parking state through the yellow button indicator and the EPB indicator on the instrument cluster.




### Check squirting of windshield washer

Enable the windshield washer squirt function, and check whether it works normally.



### Inspect the action of wiper

Operate the wiper combination switch to make the wiper work, and then check whether the wiper works normally at high gear and low gear.

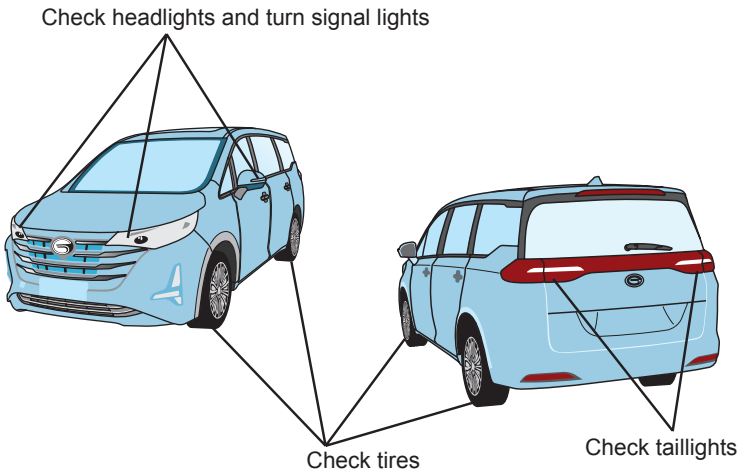


## Exterior check

### Lights

Turn on front combination light, rear combination light, turn signal light, position light, number plate light and fog light to frequently check whether the lights work normally, and whether their appearances are clean or damaged.

Step on the brake pedal for several times and check whether the brake light works normally.

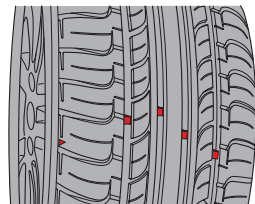
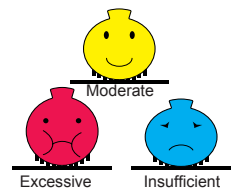


### Check tire condition

Check the tire pressure as required regularly as the tire pressure affects the service life of tire.

Visually check whether there is crack or damage on tire surface, or whether there is any nail or rock inset on the surface.

Visually check whether there are large-area abrasion, local abrasion or layered abrasion of tire. If the tire wears to the level marked, replace it.



# Daily Check


## Check during driving

### Check braking effect

While driving slowly on dry road, step on the brake pedal to check whether the braking performance is normal.

### Status at low speed and acceleration speed

Slowly step on the accelerator pedal, and check whether the accelerator pedal moves smoothly. Check whether the low-speed acceleration of the vehicle is unhindered.



How to save oil during driving? .....	39
What damage will be caused to the vehicle by poor-quality fuel? .....	40
Why does the car vibrate (with light noise) in emergency braking? .....	41
Why idle the engine before engine shutdown? .....	41
Why is there sometimes a light snapping sound from the chassis after cold startup or engine shutdown? .....	42
Why is there “cooing” sound when the brake pedal is loosened to start the car with automatic transmission? .....	42
Why cannot "N" gear be used during coasting of AT cars? .....	43
Why is there a sound during EPB enabling / disabling? .....	43
Why does the car deviate? .....	44
Why does water drip from car bottom? .....	45
What should be noted for battery use? .....	45
Why do the left and right lights have different irradiating direction? .....	46
Why does the radio have noise sometimes? .....	47
Why sometimes does the car deviate from the road in navigation display? .....	47
Why cannot the wiper wipe clean? .....	48
What should be noted in daily use of wiper blade? .....	49
How to deal with the fog on windows? .....	50
How to rapidly reduce the interior temperature in hot days? .....	51
Why does the air vent have loud noise when turning on A/C in hot days? .....	51
Why does the radiator fan still run after the car stops? .....	52
Why cannot the rear doors be opened inside the car? .....	52
Why is there “Puff” airflow sound inside the car when t he back windows open? .....	53

How to remove stains from trim? .....	53
How to remove unpleasant smell from a new car? .....	54
Why does the paint surface of door handle groove have scratches? .....	54
Why do the tires have bulges? .....	55
Why does "rattling" sound occur for some time when the vehicle is started in cold conditions? .....	56
How to avoid traffic accidents? .....	56
Why the engine should be kept at idling for some time (3~5min) after vehicle cold start? .....	56
How to deal with a serious traffic accident? .....	57
What is car care? .....	58
How to carry out car care? .....	59



### How to save oil during driving?

- The causes of high fuel consumption are as follows: bad driving habit, dirty air filter, leaded gasoline or poor-quality gasoline, blocked fuel spray nozzle and insufficient tire pressure.
- After startup, let the engine run at idle speed for some time, start the vehicle, and then slowly step on the accelerator pedal to accelerate.
- During driving, avoid emergency acceleration and emergency braking. Accelerate or brake the vehicle steadily, and pay attention to the front traffic conditions. Keep certain distance from the front car while driving downtown. If the traffic light turns red, release the accelerator pedal in advance. Do not let the engine run at idle speed for a long time. While driving on an expressway, keep the speed at 90~100 km/h to reduce fuel consumption properly. Cruise control can accurately control accelerator and keep constant car speed, contributing to fuel consumption reduction.
- Keeping your car in good condition is also an effective way to save fuel, for example, whether spark plug works normally, whether air filter is clean, whether gasoline or engine oil filter is clean, or whether fuel nozzle is blocked, etc. Moreover, keep normal tire pressure. Insufficient air pressure will increase fuel consumption.
- For new cars in run-in period, the fuel consumption may be higher than normal, but a good driving habit may help. For example, keeping the driving speed in city or suburb at 50~80 km/h and the rotation speed of engine between 1500~3000r/min can effectively reduce fuel consumption in run-in period.
- For cars with automatic transmission, the gear shifting time is determined by the use of accelerator. Gear changing takes shorter time with low acceleration. While with high acceleration, in order to get more motivation, the car stays in low gear for longer time by the transmission, consuming more fuel.

## What damage will be caused to the vehicle by poor-quality fuel?

Poor fuel quality will produce a great quantity of carbon deposit. The piston with carbon deposit will cause powerless acceleration, difficult startup, increased fuel consumption and abnormal wear.

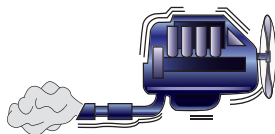
If paraffin wax and sulfur contained in fuel exceed the standard, the acidic materials produced during combustion will corrode the engine seriously.

Impurities mixed in fuel will block filter and fuel line. In severe case they will cut off the fuel line and increase mechanical wear.

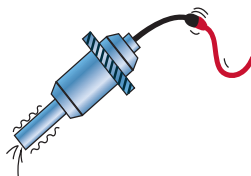
If water mixed in fuel, it will corrode parts and lead to failure of additives in fuel to produce more gum, thereby shortening the service life of the engine.

Good fuel quality has to be of the following points:

- Strong accelerating ability
- Air-lock prevention
- Strong anti-knock ability
- Corrosion resistance
- Powerful movement
- Smooth running of engine
- Less fuel consumption
- Difficult to go bad and produce gum



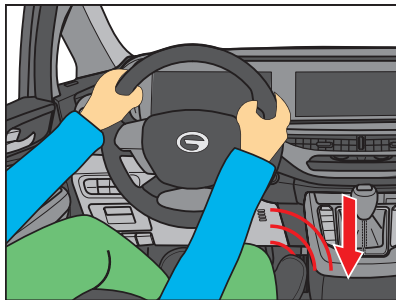
Insufficient octane number (i.e. gasoline label) will cause engine knock.



Excessive arene and alkene will cause excessive gum level to block the fuel line and fuel spray nozzle.

### Why does the car vibrate (with light noise) in emergency braking?

When the emergency braking is applied, in order to guarantee the shortest braking distance and ensure that the car does not lose the steering at the same time, the ABS module will play a role in distributing braking force to tires to make the tires in altered states of rolling and coasting in accordance with the computer commands, so the driver will feel vibration of car body and brake pedal.



When ABS is in operation or self-check, the motor in ABS will run for a short time and the valve body will open and close frequently. The movement of motor and valve body will produce slight sound.

**Above conditions are normal, and please rest assured.**

### Why idle the engine before engine shutdown?

The rotation speed and temperature of the turbocharger reach the maximum values when the engine operates under maximum output or maximum torque condition, at this time, before being stopped, the engine needs to operate for a while at medium speed and idle speed or under light load conditions, to make the engine still maintain a certain lubricating and cooling capacities so as to lower the operating temperature of the turbocharger gradually, so it can prevent the turbocharger from running with fuel starvation and avoid the formation of carbon deposit due to carbonization of residual lubricating oil in the bearing or intermediate housing.

## **Why is there sometimes a light snapping sound from the chassis after cold startup or engine shutdown?**

Exhaust pipe and other parts will expand rapidly due to being heated and produce crackling sound occasionally after the cold start is applied. Similarly, after the car is flamed out, the exhaust system will shrink due to temperature drop, at this time, it also will produce similar sound. This is common phenomenon of thermal expansion and contraction. It won't cause any damage to the car. Please don't worry.

As the gas exhausted from the engine has very high temperature, when the high-temperature gas goes through the exhaust system in the cold start, the exhaust system will have a rapid temperature rise. The exhaust pipe will expand slightly to produce slight sound due to thermal expansion and contraction. Similarly, after the car is flamed out, the exhaust pipe will shrink slightly due to thermal expansion and contraction to produce slight sound as well.

**Above conditions are normal, and please rest assured.**

## **Why is there “cooing” sound when the brake pedal is loosened to start the car with automatic transmission?**

When the brake pedal is loosened to start the car with automatic transmission, the engine still transfers power to the car, and the braking force still exists between brake disc and brake pad, so it makes frictional sound. Such sound becomes “cooing” sound when going through the compartment. Most of cars equipped with automatic transmissions have such sound; therefore, it is a common condition in cars with automatic transmissions.

**Above conditions are normal, and please rest assured.**

### **Why cannot "N" gear be used during coasting of AT cars?**

The structures of automatic transmission differ from those of manual transmission. Cars with manual transmissions are lubricated according to vehicle speed, also called "splashed lubrication". However, cars with automatic transmissions are lubricated according to pressure. Such pressure is determined by rotation speed of the engine. For example, when vehicle speed is at 40 km/h and N gear is engaged, the transmission is at high rotation speed; while the engine at this moment runs at idle speed. Correspondingly, oil pump of transmission only can provide lubrication pressure for condition at idle speed. If the car coasts at N gear for a long time, the clutch in the automatic transmission will lead to excessive wear due to unavailability of effective temperature reduction.

Therefore, do not switch the gear into N (Neutral) gear when the car is traveling!

### **Why is there a sound during EPB enabling / disabling?**

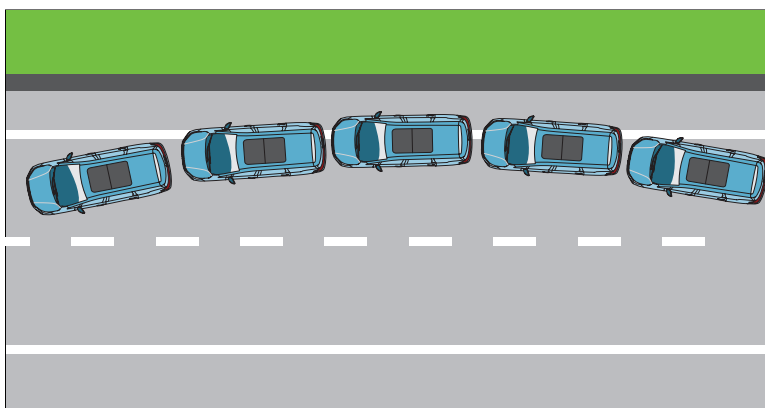
Because EPB is controlled through the motor, when activating/releasing the EPB, the motor will work and give out working sound.

**Above conditions are normal, and please rest assured.**

## Why does the car deviate?


Before being put into the market, the cars must be adjusted in strict four-wheel alignment and checked in deviation. There should have no obvious deviation during driving. In actual driving process, due to road roughness, wind direction, discord of air pressure in left and right tires and other factors, the car may have slight deviation.

In addition, please abandon the bad driving habits, such as two hands off the steering wheel. In this case, the misalignment of steering wheel due to the influences of external environment factors may also cause car deviation. Moreover, this may also cause potential risk in high-speed driving or emergency braking. To ensure your safety, please don't take your both hands off the steering wheel at the same time during driving.



### Why does water drip from car bottom?

When A/C is refrigerating, in-car air has a sharp temperature reduction on the evaporator of A/C. Water vapor in air condenses into water and drains through weep pipe, and directly drips down to the ground. In addition, when A/C is refrigerating, the temperature of low-pressure pipeline of A/C is lower than ambient temperature. Water vapor in outside air also condenses into water on the surface of low-pressure pipe and drips down to the ground.



### What should be noted for battery use?

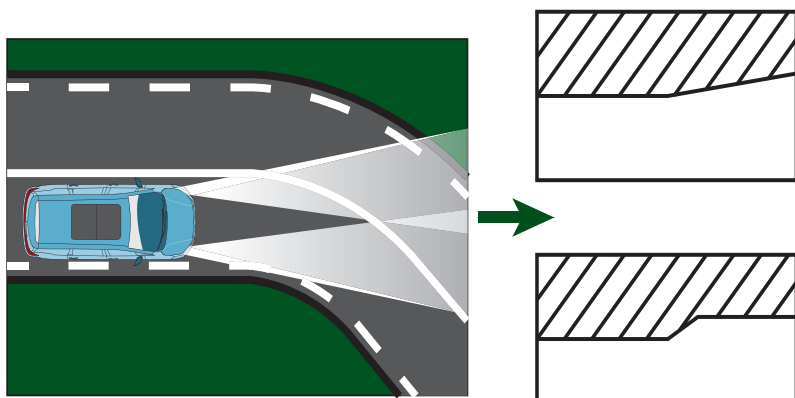
The following items should be paid attention to in daily use:

Before leaving the car, please turn off all lights and in-car electrical appliances to prevent battery from discharging for a long time.

If the car will be unused for 15 days or more, please disconnect the negative cable of battery, or start the vehicle once every several days and keep it running for a while to recharge the battery properly.

## Why do the left and right lights have different irradiating directions?

As the traffic law of China specifies that LHD cars should travel on right side, according to the law of headlight lens, the light directions of all car lights are low on left side and high on right side, i.e. the light directions are high on driver's side and low on passenger's side. Such specification is to avoid interrupting driver's sight on opposite side and light up the road ahead. Therefore, the difference in irradiation direction of left headlight and right headlight meets the regulatory requirements.





### Why does the radio have noise sometimes?

Radio signal is sent out from broadcasting station, and then received by antenna. It enters the radio after being processed by antenna amplifier. The received signal strength is determined by the following factors:

1. Too small power output of broadcasting station (Broadcasting station with small power has limited transmitting distance and range).
2. Location of car relative to launch tower (The closer the distance of car to launch tower is, the stronger the signal is).
3. Atmospheric conditions (If there is stronger electromagnetic field in air, it may interrupt the signal transmission).
4. Frequency band broadcasted by station (FM or AM).
5. Ground conditions (high-rise buildings, hills or surrounding vehicles will interrupt the FM signal and cause intermittent sound hearing).
6. Barrier between launch tower and car.

### Why sometimes does the car deviate from the road in navigation display?

Navigation system positions the car with GPS satellite positioning signal, vehicle speed signal and gyroscopic signal. When GPS satellite positioning signal is stronger, the navigation system can calculate car's exact position. However, if the satellite positioning signal is weaker for a long time (such as in tunnel), the navigation system cannot correct the error of vehicle speed signal and gyroscopic signal according to the satellite positioning signal. At this moment, the calculated car position is not accurate enough, so it may occur the situation that the car position deviates from pavement. When the car pulls out of tunnel, the car position will be repositioned rapidly after being received effective GPS satellite positioning signal.

Why cannot the wiper wipe clean?

As the wiper blade is mainly made of rubber, long-time exposure to sunlight and rain will result in aging of the wiper blade.

Damage that can be recognized with eyes:





Cracks, rusting, deformation, attachments, discoloration, etc.

Damage that can be heard with ears:

Jumping, vibration and other abnormal sounds.

Damage that can be felt with hands:

Rubber hardening, looseness of metal parts, etc.

			
<p>Phenomenon: Slim cross stripe occurs to affect the sight.</p> <p>Cause: The rubber strip of wiper blade has foreign matters or the edge of rubber strip is damaged.</p> <p>Countermeasure: Clean the edge of rubber strip. Replace the wiper blade if the phenomenon still exists.</p>	<p>Phenomenon: The wiper blade gives out abnormal sound and jumps to be unable to rotate smoothly.</p> <p>Cause: Oil is present on the glass, or the rubber strip is deformed.</p> <p>Countermeasure: Clean the glass. Replace the wiper blade if the phenomenon still exists.</p>	<p>Phenomenon: Spot-shaped water stains appear after the wiper blade scraps.</p> <p>Cause: The rubber strip is deformed.</p> <p>Countermeasure: Replace the wiper blade.</p>	<p>Phenomenon: The rubber strip cannot fit the glass surface to cause uneven scraping and brushing.</p> <p>Cause: Rubber strip is deformed or wiper blade frame is deformed, which causes insufficient pressure.</p> <p>Countermeasure: Replace the wiper blade.</p>

**What should be noted in daily use of wiper blade?**

1. Wiper blade is used to wipe rainwater from windshield, and can be only used when there is rainwater. If there is no rainwater, the wiper blade should not be used as the friction resistance will increase in dry condition and cause damage to the rubber wiper blade and wiper motor.
2. While the wiper blade is used to wipe dust from the windshield, windshield washer fluid must be sprayed. The wiper blade should not be used in dry condition.
3. If there are some solid things on the windshield, such as bird's droppings, don't directly use wiper blade to wipe them away. Please first clean them. These solid things may cause local damage of wiper blade, and cause the condition that the wiper can't wipe rainwater cleanly.
4. Some earlier waste of wiper blade is directly related to improper cleaning of the car. If the windshield is improperly wiped when cleaning the car, oil film on the surface will be wiped away. First, water cannot drip down smoothly and may stick on glass surface. Second, the friction between rubber blade and glass surface will increase. This is also the reason for intermittent stop of the wiper blade. If the wiper blade is stuck while motor continues to run, it may cause damage to motor. The optimal cleaning effect appears after the water on the surface of glass is dry.

## How to deal with the fog on windows?

### Treatment for window fogging

Generation Principle: in winter or on rainy days, inside temperature is higher than outside temperature. Water vapor inside condenses into mist after encountering cold glasses. Misting is a natural condition. The narrower the car space is and the more the passengers in car, the more serious this condition will be.



Treatment: for front windshield and side windshield, you can use A/C to remove mist. For rear windshield, you must use defroster/ defogger to remove mist.

### Working principles of A/C defroster

#### A/C circulation

Switch the A/C circulation mode to “outer circulation” mode to enhance air changing with outside air and reduce inside humidity and temperature difference.

#### Defrosting by cooling air

Adjust A/C to low temperature mode to remove mist from glass surface by using cooling air.

#### Windshield defroster/defogger

Heat the whole glass directly by using warm air or electric wire to make the glass temperature be higher than condensing point under such humidity, so that mist can't be produced on the glass surface and condensed mist is evaporated due to high temperature.

### How to rapidly reduce the interior temperature in hot days?

Adjust A/C temperature to the expected value. Set circulation mode as exterior circulation, and open the windows for 1~2 min (to exhaust high-temperature air in the vehicle quickly). Switch to interior circulation, and close the windows.

### Why does the air vent have loud noise when turning on A/C in hot days?

When turning on A/C, if the set temperature is significantly different from the actual inside temperature, A/C system will automatically select maximum wind speed to achieve rapid temperature drop. At this moment, the noise at air vent is very obvious. This is normal condition. Don't worry about it.

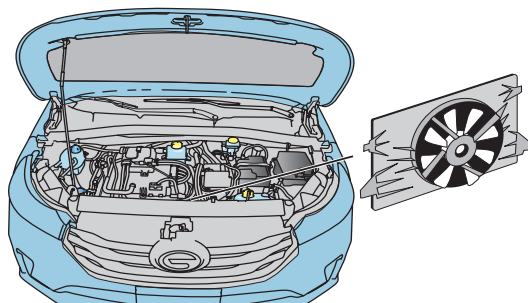


If you are troubled by noise at air vent, carry out the following operation:

1. Adjust your expected temperature to get close to actual inside temperature.
2. Change AUTO mode into MANUAL mode, and reduce wind speed of blower.

## Why does the radiator fan still run after the car stops?

When the coolant temperature is higher than the set value or A/C's pressure is higher than the specified value, the radiator fan will run to reduce coolant temperature and protect the parts from being damaged, ensure normal working of A/C under normal pressure condition and obtain perfect refrigeration effect.



## Why cannot the rear doors be opened inside the car?

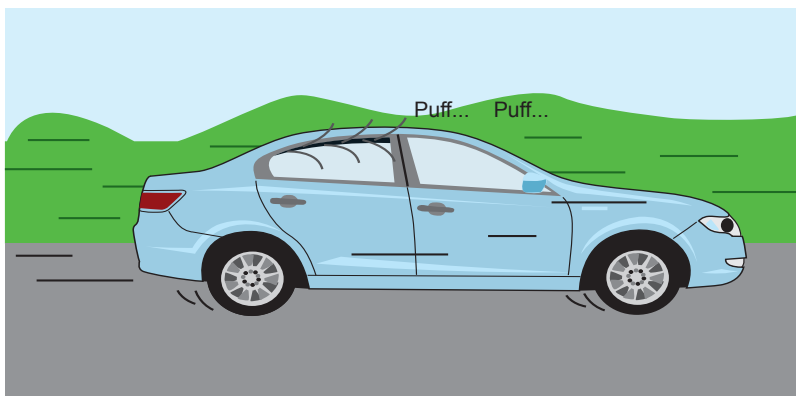
In daily use, sometimes the rear door can't be opened from the inner side of the car. At this moment, please check whether you activate child safety lock unintentionally.

The child safety lock is used to prevent the child sitting on rear seat from being injured while playing with the inner handle and opening the rear door incautiously. Therefore, once being locked by the child safety lock, the rear door cannot be opened from the inner side of the vehicle.

### Why is there “Puff” airflow sound inside the car when the back windows open?

This is a normal condition. Most of cars will produce similar sound under the specified condition. This is normal aerodynamics phenomenon.

You just open any of the front door window for more than 5cm, or close up all door windows to eliminate airflow sound.



### How to remove stains from trim?

In the use of the car, it's hard to avoid trim stains. If there are some stains difficult to remove, please contact authorized GAC MOTOR special store to consult or buy relevant detergent to clean trim.

## How to remove unpleasant smell from a new car?

Methods to eliminate unpleasant smell from a new car:

Natural ventilation: keep good ventilation in car.

Absorption: place some smell absorber in car such as activated carbon, bamboo charcoal and grapefruit skin.

Good habit in using car: don't use cheap perfume, because it only covers unpleasant smell, but cannot eliminate it. Don't smoke or eat in car as much as possible, etc.

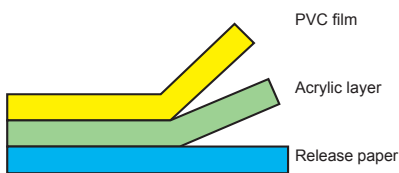
## Why does the paint surface of door handle groove have scratches?

This position is frequently touched by user's nail. The reasons of painting scratches are as follows:

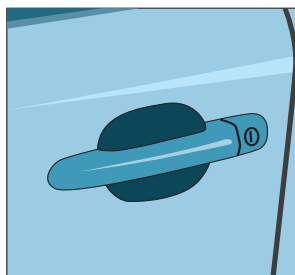
- 1 When opening vehicle door, your nail often touches oil paint, which causes scratches on the paint surface of door handle groove.
- 2 After using a period of time, the user carelessly scratches the paint.

This is normal car condition. We suggest you being careful when opening the door. Meanwhile, our company provides you with relevant products to protect painting surface of door handle. You can contact authorized GAC MOTOR special store to consult and purchase.

### Multiple protection



Rhinoceros hide painting protection film





## Why do the tires have bulges?

### Causes:

During driving, tire shoulder or edge near tire shoulder is seriously impacted by external objects (such as pit, road shoulder, rocks), which causes the condition that the tire is seriously pressed between wheel rim and external object. The curtain gauze is cut, and air in tire is bulged from the cut position. Therefore, the bulge is produced.

### Solution:

Tire bulges can greatly reduce safety and cause tire blowout. We suggest to replace the bulged tires. If you don't replace bulged tire (not seriously bulged), you should at least move it to rear wheel.

### Preventive measures:

Too large or too small pressure is bad to tires. Too much air pressure may cause tire hardness, which indeed can reduce riding comfort. It's like a rubber band being tensioned too long and lost elasticity. Once a big external force is exerted, it is easy to be cut. Too little air pressure may cause tire softness, thus increasing fuel consumption. Once being impacted, tire will produce a shear stress between barrier and wheel ring and cause breaking.

In addition, it is very important to improve your driving habits. When driving at high speed on bad road condition, tire may impact deep pit or other foreign matters, which will cause serious deformation due to serious pressing between barrier and wheel rim, and cause curtain gauze cut. At this moment, air inside tire will be bulged from the cut position and form bulges. In addition, frequent going on road shoulder or scratching tire with barrier when stopping the vehicle may cause damage to tire wall and form bulges. Therefore, you should do your best to avoid above conditions.



## **Why does "rattling" sound occur for some time when the vehicle is started in cold conditions?**

If air valve clearance is reserved in valve mechanism, some impact and noise may be produced when the engine works. To eliminate this drawback, some engine is equipped with hydraulic tappet to eliminate valve clearance.

There is an engine oil chamber in hydraulic tappet. When the air valve is closed, the engine oil chamber is filled with oil, so that the tappet always contacts with cam. When the cam opens air valve, engine oil is squeezed out (the squeezed amount is controlled by clearance), so that the tappet always contacts with cam.

But when the car is on cool condition, because the engine oil pressure inside hydraulic rod can't immediately reach to the specified value, there may have some noise for a short time. This is normal condition. Don't worry about it.

## **How to avoid traffic accidents?**

When following other vehicles, you should keep your head clear and keep a high alert. When driving the car, never distract yourself. Turn on signal light in advance so that other drivers can know your driving intention. Predict other drivers' intention and keep an oval space around four wheels. Focus on driving and don't pay much attention to irrelevant things.

## **Why the engine should be kept at idling for some time (3~5min) after vehicle cold start? Why the engine should be kept at idling for some time (3~5min) after vehicle cold start?**

Accelerating immediately when the engine is started will make the turbocharger running at the maximum speed before its bearing could be lubricated fully. Such condition will damage the bearing of the turbocharger and decrease its service life.

### How to deal with a serious traffic accident?

If a traffic accident occurs when driving, both the driver and passengers have responsibility to rescue injured persons. We suggest preparing a first-aid box and practicing first-aid rescue to enrich experience in first-aid rescue.

1. Prevent accident from going on:
  - Move the car to a safe place, turn on hazard warning light, and place a warning triangle behind the car to notify subsequent drivers of the accident.
2. Give the injured persons emergent treatment before the ambulance arrives:
  - Observe the injuries of the injured persons.
  - Whether the injured person still has consciousness (call injured person).
  - Whether the injured person is still able to breathe (check whether injured person's breast goes up and down, etc.).
  - Whether the injured person still has pulse (feel his pulse by putting your forefinger and middle finger on the neck of injured person).
  - Whether the injured person loses blood (check whether each body position of the injured person loses blood).
  - If the injured person loses consciousness but still has breath, you should pull up his chin to let his head tilt backward, so that he can have a smooth breath path and encourage the injured person to wake his desire to survive.
3. Dial local emergency number to contact doctor and rescue the injured person
  - Report the following information and wait for instructions.
  - Accident place.
  - Number of injured person and conditions.
  - Car damaged condition

## What is car care?

### Overview of car beauty

In early stage, cars are often cleaned by the drivers themselves. The clean tools are also very simple, such as a water tube, a brush, a bucket, a pack of detergent and a piece of cloth. For cleaning of trucks, these tools are enough; but for modern cars, these tools are unscientific and coarse. Using the above tools to perform cleaning can't clean the car well, and also may damage finish paint and cause new rusting which will shorten the car service life.

“Car Beauty” is also called “Car Care” in some western countries. With the development of automobile industry, Car Beauty is developed very well in western countries. They call this industry as “Car care center”, also as “fourth industry”. The so-called fourth industry, namely involves three steps including vehicle manufacture, sales and maintenance. Car Care is a very ordinary and professional service sector. It is a completely new car maintenance concept. It has some essential differences with traditional vehicle waxing.

### How to carry out car care?

#### Main Items for Car Beauty

Modern car beauty can be divided into body beauty, trim beauty and paint treatment.

##### Body beauty

Body beauty service includes cleaning vehicle by high pressure, asphalt and tar stain removal, waxing, coloring, and mirror surface treatment, new vehicle waxing, renovation of steel rings, tires and bumpers, and corrosion resistance and glue treatment of chassis, etc.

##### Trim beauty

Trim beauty service includes compartment beauty, front compartment beauty and cleaning of trunk, etc. Compartment beauty service includes dust absorption and cleaning of instrument console, roof, carpet, seat sleeve and door trim, steam sterilization, deodorization from cold/warm air vent, and inside air purification, etc.

##### Paint treatment

Paint treatment service includes treatment of oxide film, paint peeling off and acid rain, and deep/shallow scratch treatment of paint surface, damage treatment of paint panel and complete vehicle painting.